

Delayed days attributable to adult social care during the month in North Somerset

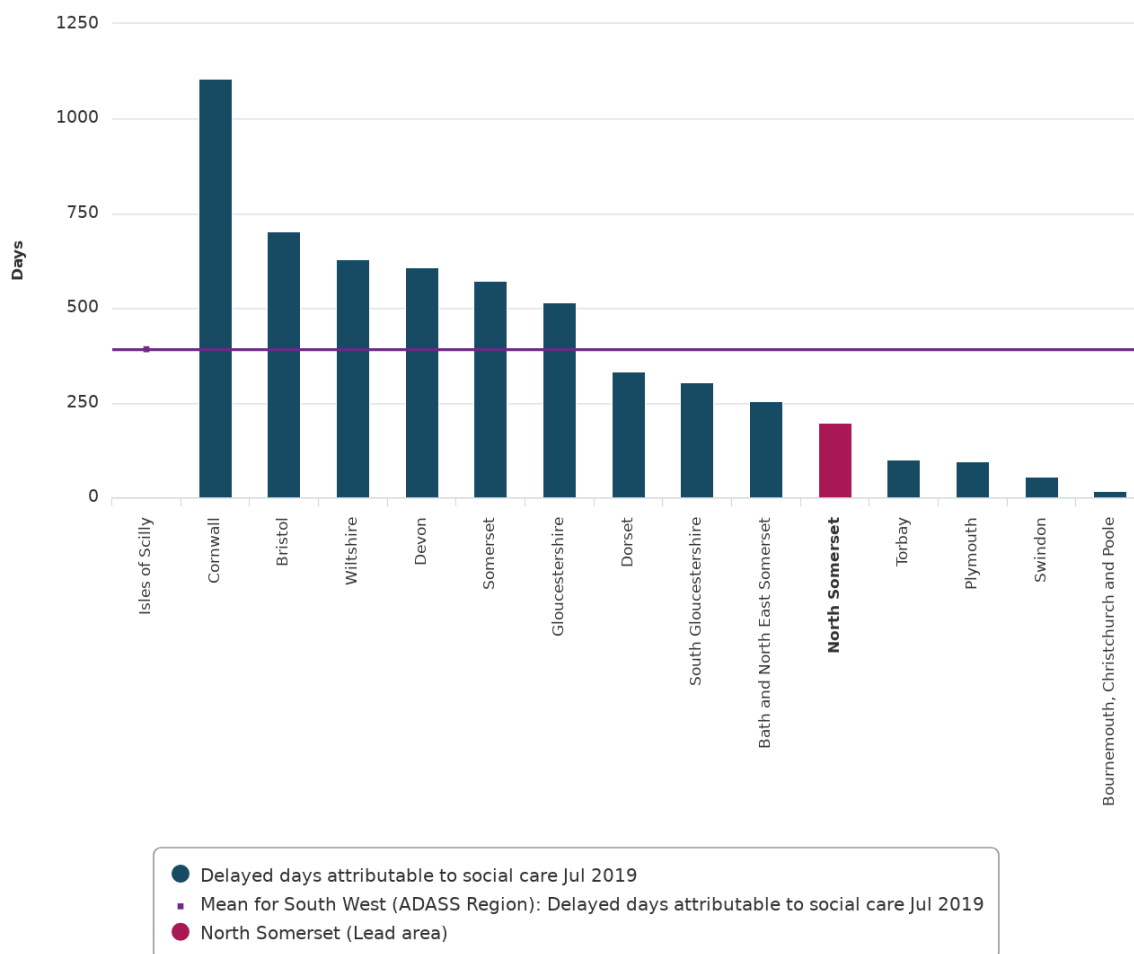
Delayed days attributable to adult social care during the month - This is the total number of 'delayed days' during the reporting period which are attributable to adult social care. The reporting period covers from 00.01 on the 1st calendar day of the month to 24.00 on the last calendar day of the month. This includes weekends and public holidays. A delayed transfer of care from acute or non-acute (including mental health and community patients) care occurs when a patient is ready to depart from such care and is still occupying a bed. A patient is ready for transfer when a clinical decision has been made that patient is ready for transfer AND a multi-disciplinary team decision has been made that patient is ready for transfer AND the patient is safe to discharge/transfer. Data on delayed transfers of care is collected from providers of NHS funded care and can be viewed by the local authority that is responsible for each patient delayed, the agency responsible for delay (NHS, Social Services or both), the type of care that the patient receives (acute or non-acute) and the reason for delay. This data is provided through the Department of Health dataset MSitReps DTOC.

Source name: NHS England

Collection name: Monthly situation Report on Acute and Non-Acute Delayed Transfers of Care by Local Authority

Polarity: Low is good

Delayed days attributable to adult social care during the month (Jul 2019) for South West (ADASS Region)



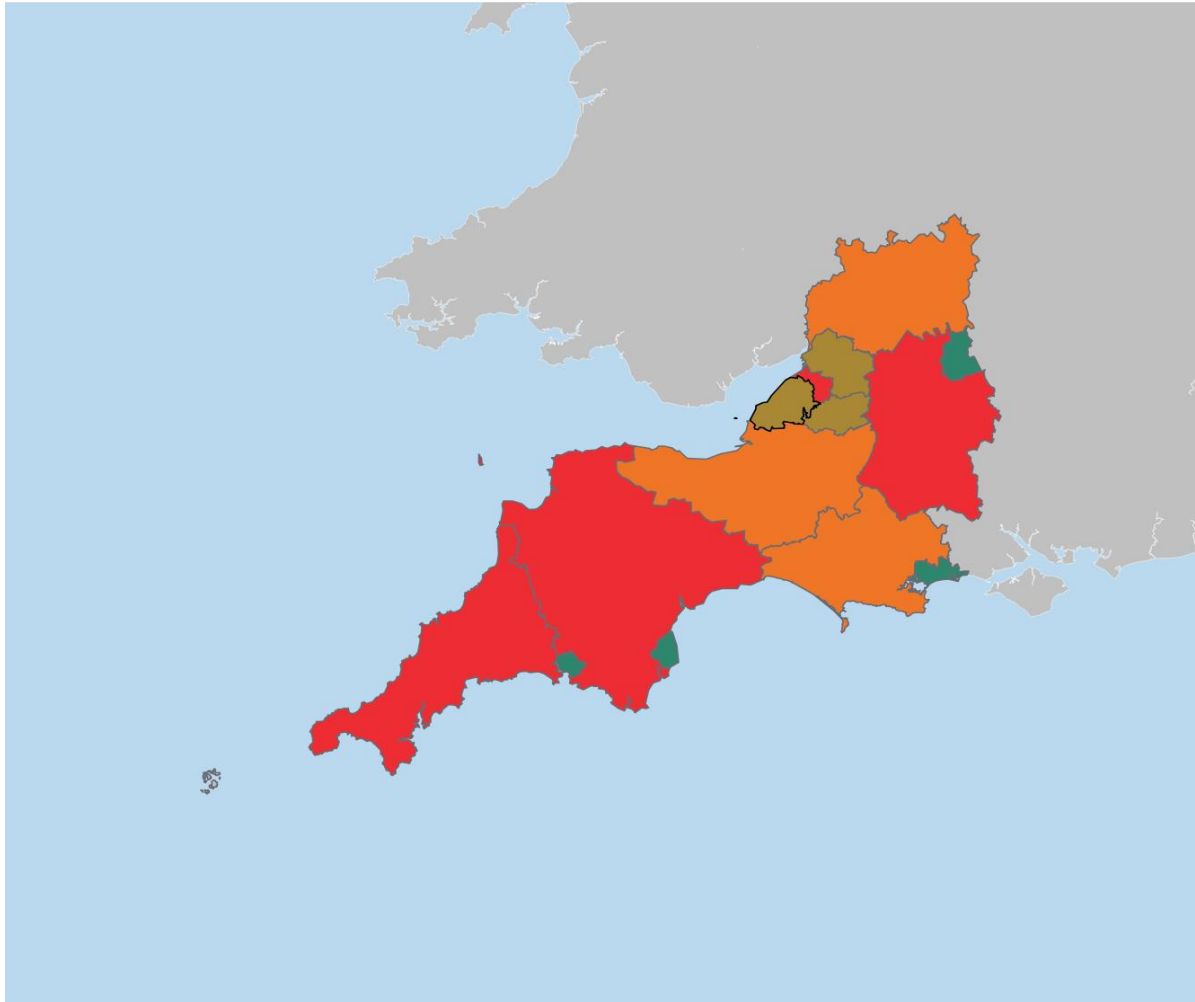
Source:
NHS England

Powered by LG Inform

Delayed days attributable to adult social care during the month (Jul 2019) for South West (ADASS Region)

Delayed days attributable to adult social care during the month (Jul 2019) for South West (ADASS Region)

Quartiles within South West (ADASS Region)

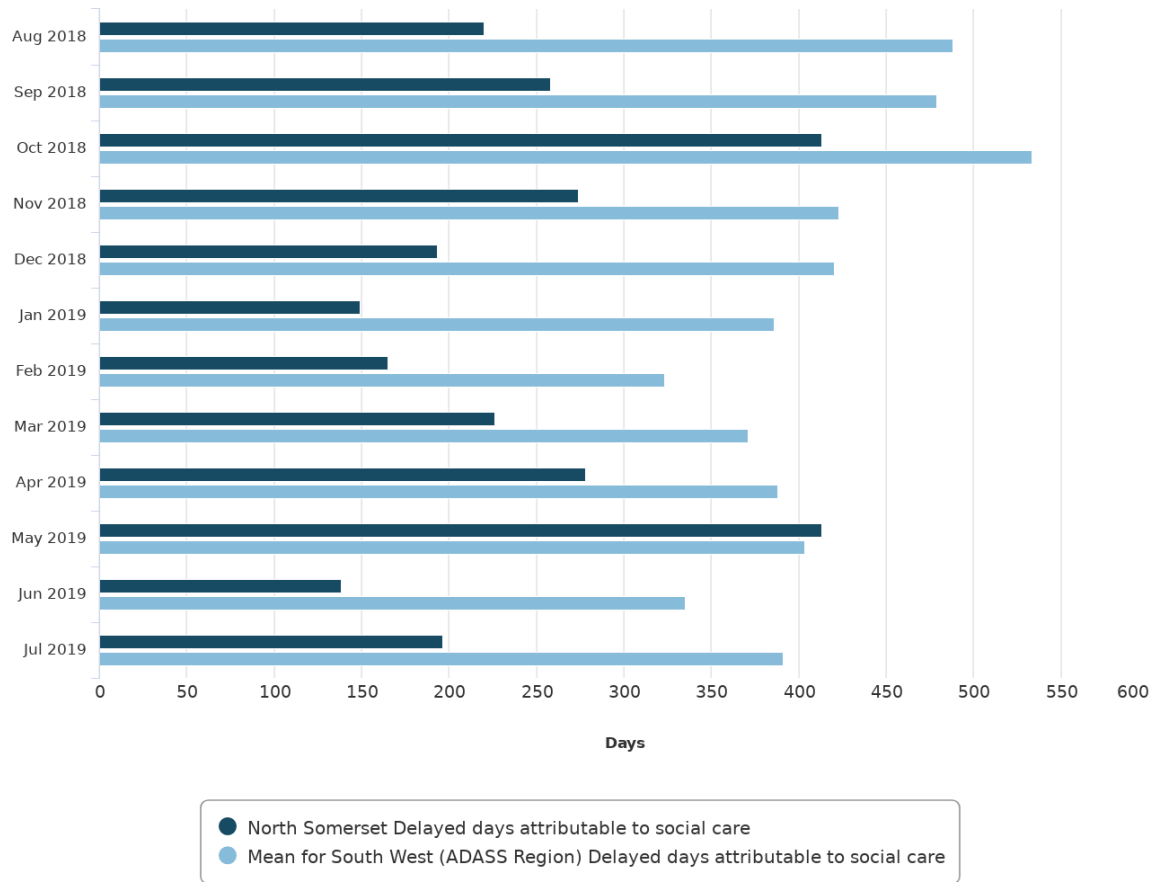


Source:
NHS England

Powered by LG Inform

Delayed days attributable to adult social care during the month (from Aug 2018 to Jul 2019) for North Somerset

Delayed days attributable to adult social care during the month (from Aug 2018 to Jul 2019) for North Somerset



Source:
NHS England

Powered by LG Inform

Delayed days attributable to adult social care during the month (from Aug 2018 to Jul 2019) for South West (ADASS Region)

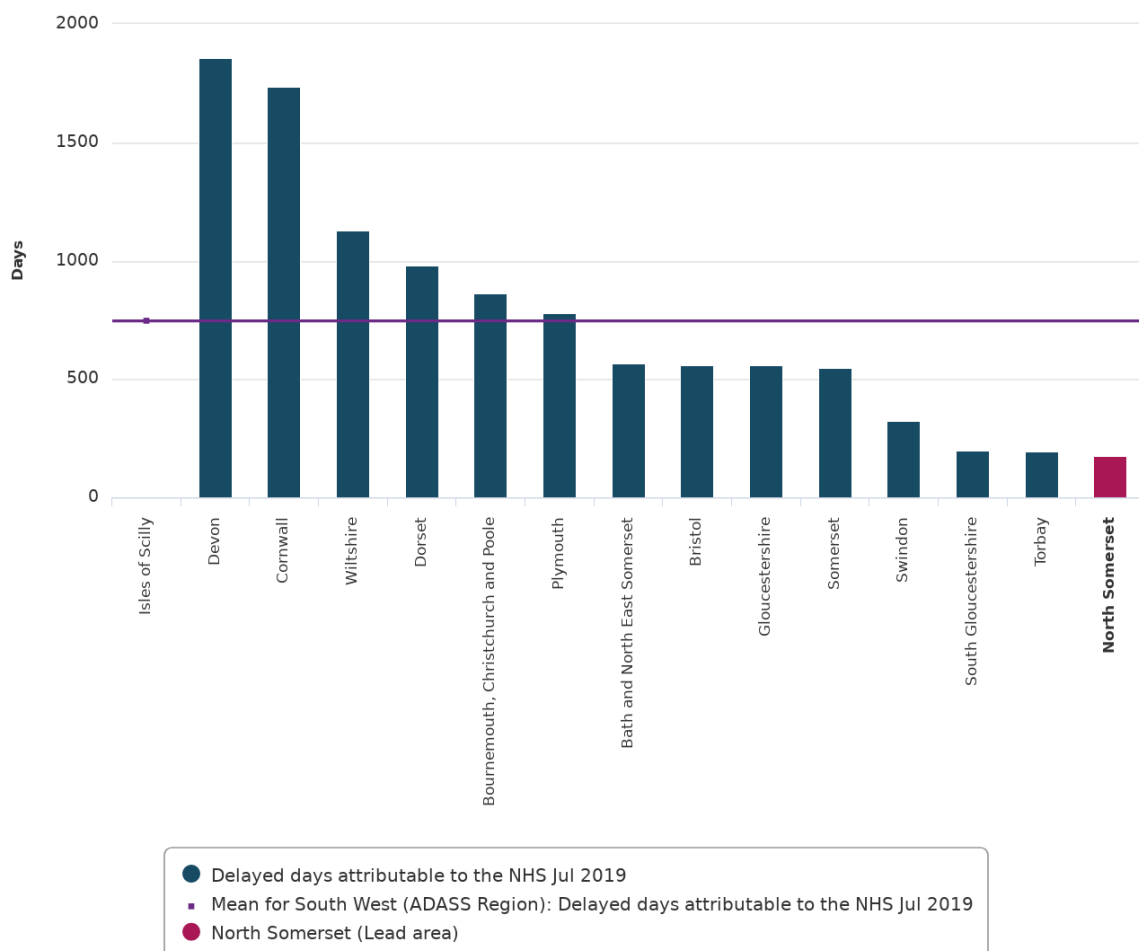
Area	Delayed days attributable to social care											
	Days											
	Aug 2018	Sep 2018	Oct 2018	Nov 2018	Dec 2018	Jan 2019	Feb 2019	Mar 2019	Apr 2019	May 2019	Jun 2019	Jul 2019
Bath and North East Somerset	296	294	300	254	238	199	151	191	291	215	210	253
Bristol	1,132	1,101	1,165	837	864	830	518	686	702	931	735	703
Cornwall	1,435	1,370	1,529	1,219	1,281	899	851	922	1,055		1,010	1,105
Devon	567	512	601	636	530	661	552	504	582	708	549	607
Gloucestershire	488	583	448	493	515	458	411	423	645	544	331	514
Isles of Scilly	no value	no value	no value	no value	no value	no value	no value	no value	no value	no value	no value	no value
North Somerset	220	258	413	274	193	149	165	226	278	413	138	196
Plymouth	154	163	244	129	85	78	82	95	80	95	67	96
Somerset	633	687	523	293	297	290	250	314	346	430	456	571
South Gloucestershire	364	226	399	277	424	467	349	447	515	371	262	304
Swindon	38	46	38	40	40	77	54	61	33	74	74	55
Torbay	39	36	39	88	146	155	104	76	154	98	80	100
Wiltshire	493	476	697	534	423	371	383	504	494	467	535	628
Bournemouth, Christchurch and Poole	Missing	Missing	Missing	Missing	Missing	Missing	Missing	Missing	42	45	4	16
Dorset	no value	no value	no value	no value	no value	no value	no value	no value	213	279	234	332

Delayed days attributable to the NHS during the month in North Somerset

Delayed days attributable to the NHS during the month - This is the total number of 'delayed days' during the reporting period which are attributable to the NHS. The reporting period covers from 00.01 on the 1st calendar day of the month to 24.00 on the last calendar day of the month. This includes weekends and public holidays. A delayed transfer of care from acute or non-acute (including mental health and community patients) care occurs when a patient is ready to depart from such care and is still occupying a bed. A patient is ready for transfer when a clinical decision has been made that patient is ready for transfer AND a multi-disciplinary team decision has been made that patient is ready for transfer AND the patient is safe to discharge/transfer. Data on delayed transfers of care is collected from providers of NHS funded care and can be viewed by the local authority that is responsible for each patient delayed, the agency responsible for delay (NHS, Social Services or both), the type of care that the patient receives (acute or non-acute) and the reason for delay. This data is provided through the Department of Health dataset MSitReps DTOC.

Delayed days attributable to the NHS during the month (Jul 2019) for South West (ADASS Region)

Delayed days attributable to the NHS during the month (Jul 2019) for South West (ADASS Region)



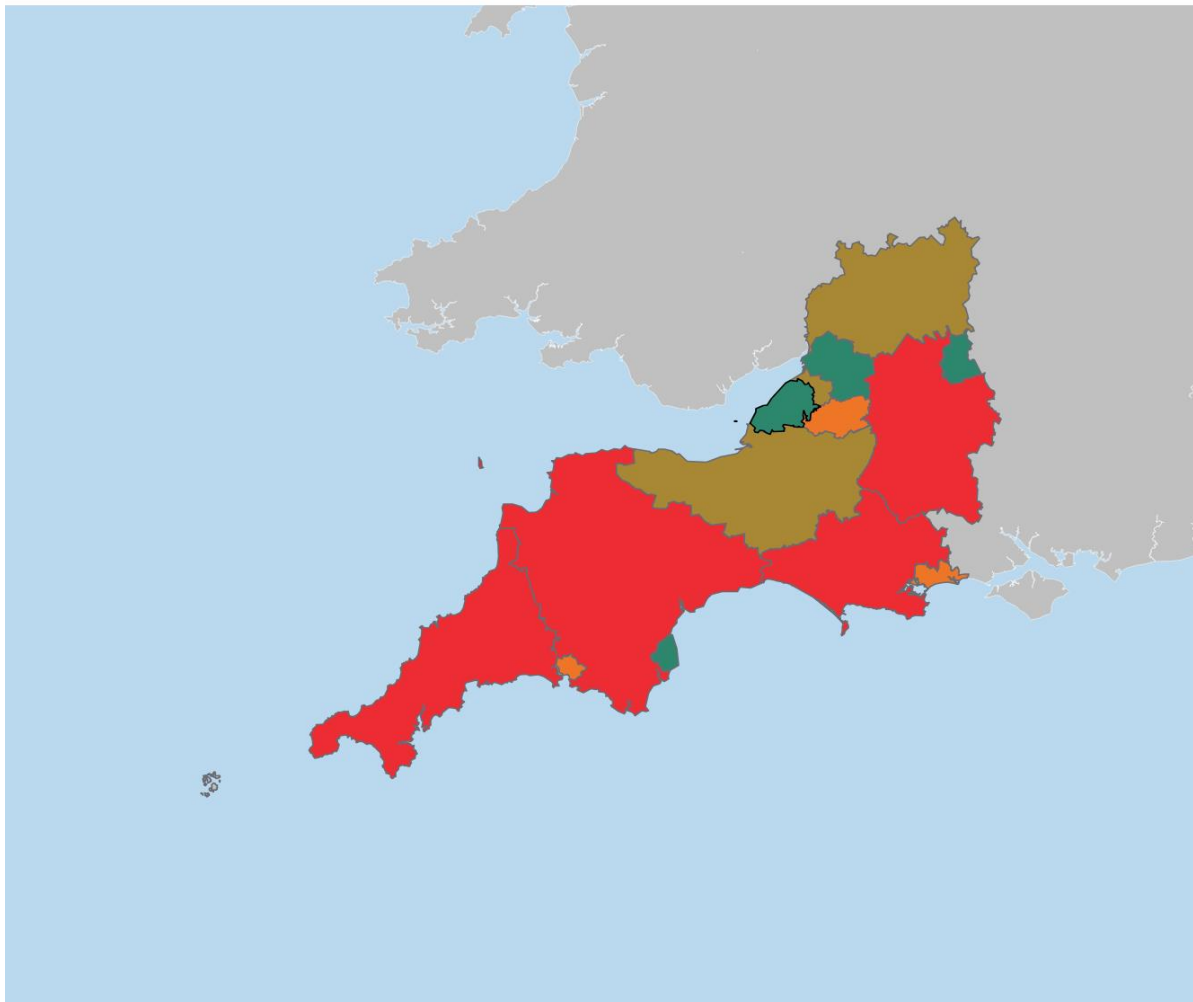
Source:
NHS England

Powered by LG Inform

Delayed days attributable to the NHS during the month (Jul 2019) for South West (ADASS Region)

Delayed days attributable to the NHS during the month (Jul 2019) for South West (ADASS Region)

Quartiles within South West (ADASS Region)

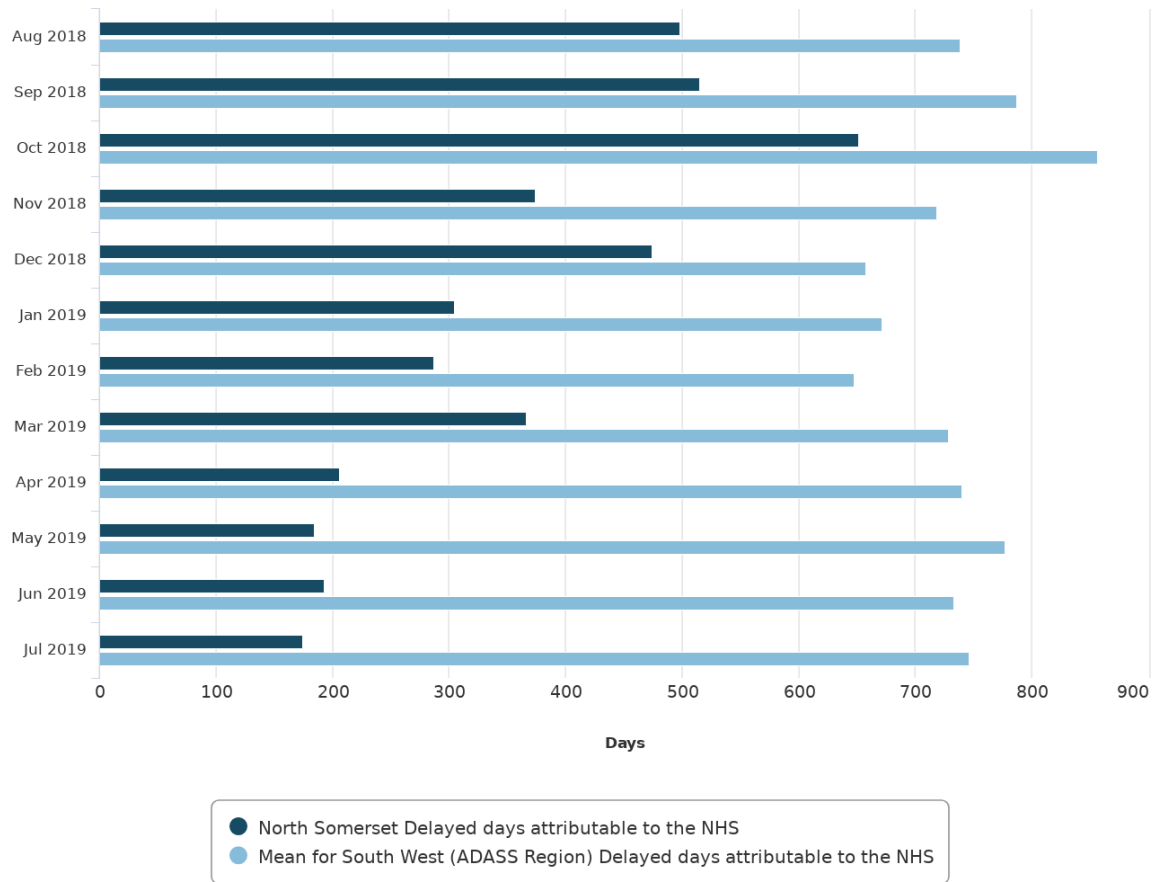


Source:
NHS England

Powered by LG Inform

Delayed days attributable to the NHS during the month (from Aug 2018 to Jul 2019) for North Somerset

Delayed days attributable to the NHS during the month (from Aug 2018 to Jul 2019) for North Somerset



Source:
NHS England

Powered by LG Inform

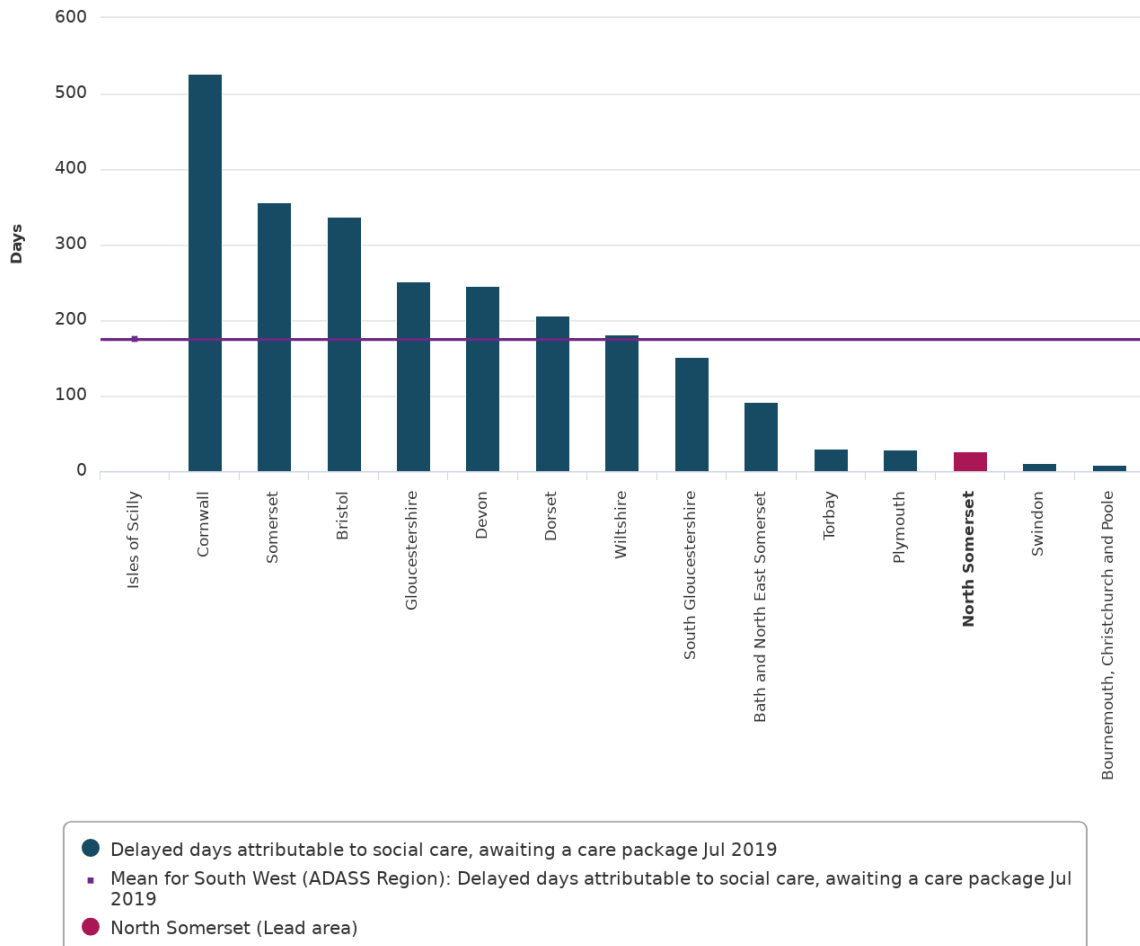
Delayed days attributable to the NHS during the month (from Aug 2018 to Jul 2019) for South West (ADASS Region)

Area	Delayed days attributable to the NHS											
	Days											
	Aug 2018	Sep 2018	Oct 2018	Nov 2018	Dec 2018	Jan 2019	Feb 2019	Mar 2019	Apr 2019	May 2019	Jun 2019	Jul 2019
Bath and North East Somerset	351	268	412	225	344	354	422	513	390	473	578	564
Bristol	635	667	684	564	542	635	623	731	718	609	474	558
Cornwall	1,449	1,631	1,879	1,528	1,557	1,638	1,609	1,647	1,568	1,643	1,490	1,733
Devon	1,798	1,953	2,256	2,210	2,040	2,087	1,609	1,532	1,315	1,462	1,695	1,856
Gloucestershire	396	584	499	514	456	442	294	553	614	584	633	557
Isles of Scilly	no value	no value	no value	no value	no value	no value	no value	no value	no value	no value	no value	no value
North Somerset	498	515	651	374	474	304	287	366	206	184	193	174
Plymouth	929	975	895	546	447	648	678	647	795	897	679	778
Somerset	685	565	780	705	439	447	539	731	485	544	499	545
South Gloucestershire	324	514	391	447	357	307	371	562	476	288	360	197
Swindon	391	398	415	352	261	225	320	399	421	686	483	322
Torbay	131	220	134	177	128	134	109	175	174	186	142	192
Wiltshire	1,265	1,152	1,271	978	833	836	899	883	1,018	1,216	1,434	1,126
Bournemouth, Christchurch and Poole	Missing	Missing	Missing	Missing	Missing	Missing	Missing	Missing	894	886	810	860
Dorset	no value	no value	no value	no value	no value	no value	no value	no value	1,283	1,222	791	978

Number of delayed days attributable to social care, due to awaiting a care package at home in North Somerset

Number of delayed days attributable to social care, due to awaiting a care package at home - This measure includes only delayed days attributable to adult social care. This is the number of all 'delayed days' during the reporting period which are due to awaiting a care package. The reporting period covers from 00.01 on the 1st calendar day of the month to 24.00 on the last calendar day of the month. This includes weekends and public holidays. A delayed transfer of care from acute or non-acute (including mental health and community patients) care occurs when a patient is ready to depart from such care and is still occupying a bed. A patient is ready for transfer when a clinical decision has been made that the patient is ready for transfer AND a multi-disciplinary team decision has been made that patient is ready for transfer AND the patient is safe to discharge/transfer. Data on delayed transfers of care is collected from providers of NHS funded care and can be viewed by the local authority that is responsible for each patient delayed, the agency responsible for delay (NHS, Social Services or both), the type of care that the patient receives (acute or non-acute) and the reason for delay. This data is provided through the Department of Health dataset MSitReps DTOC.

Number of delayed days attributable to social care, due to awaiting a care package at home (Jul 2019) for South West (ADASS Region)



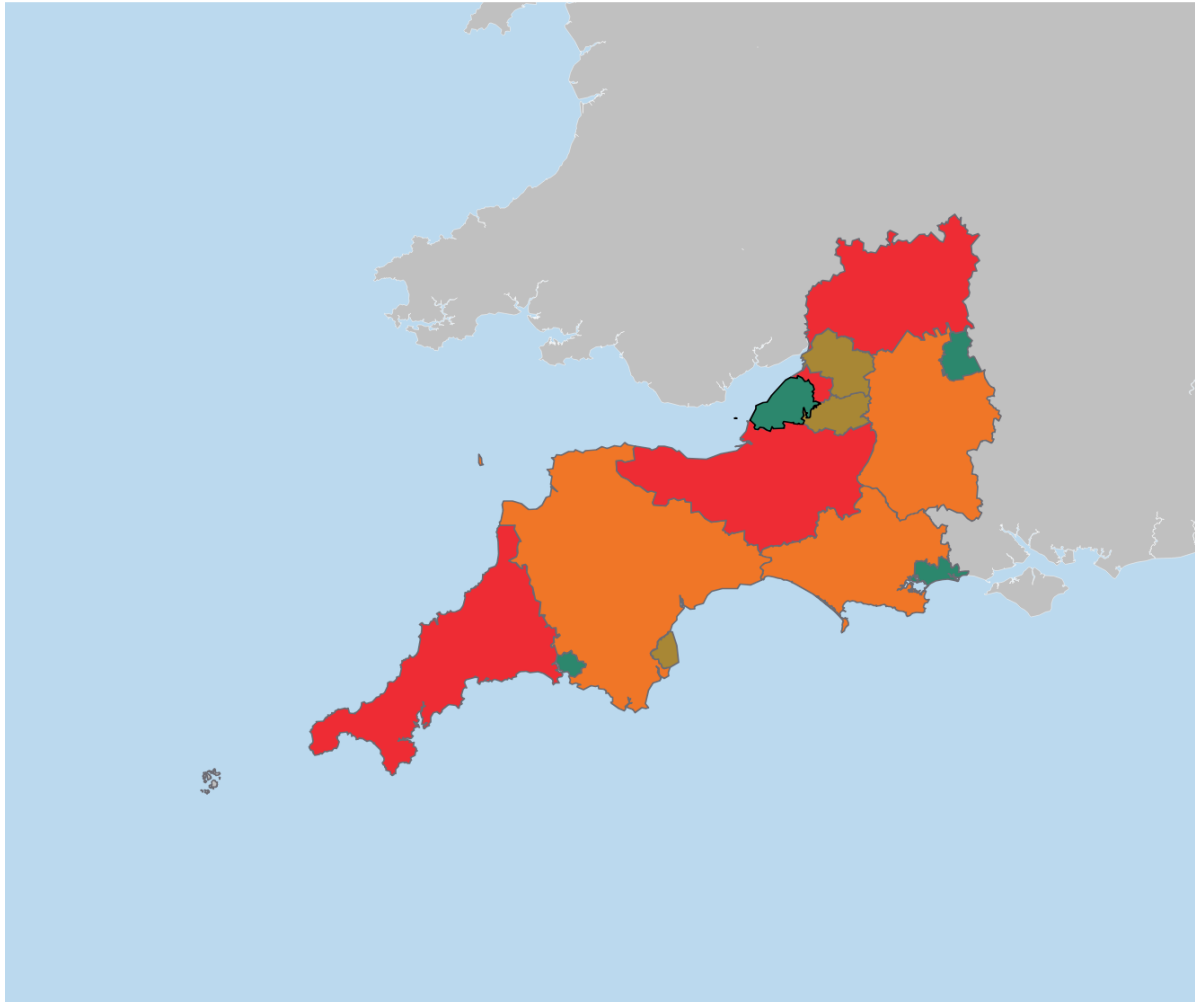
Source:
NHS England

Powered by LG Inform

Number of delayed days attributable to social care, due to awaiting a care package at home (Jul 2019) for South West (ADASS Region)

Number of delayed days attributable to social care, due to awaiting a care package at home (Jul 2019) for South West (ADASS Region)

Quartiles within South West (ADASS Region)

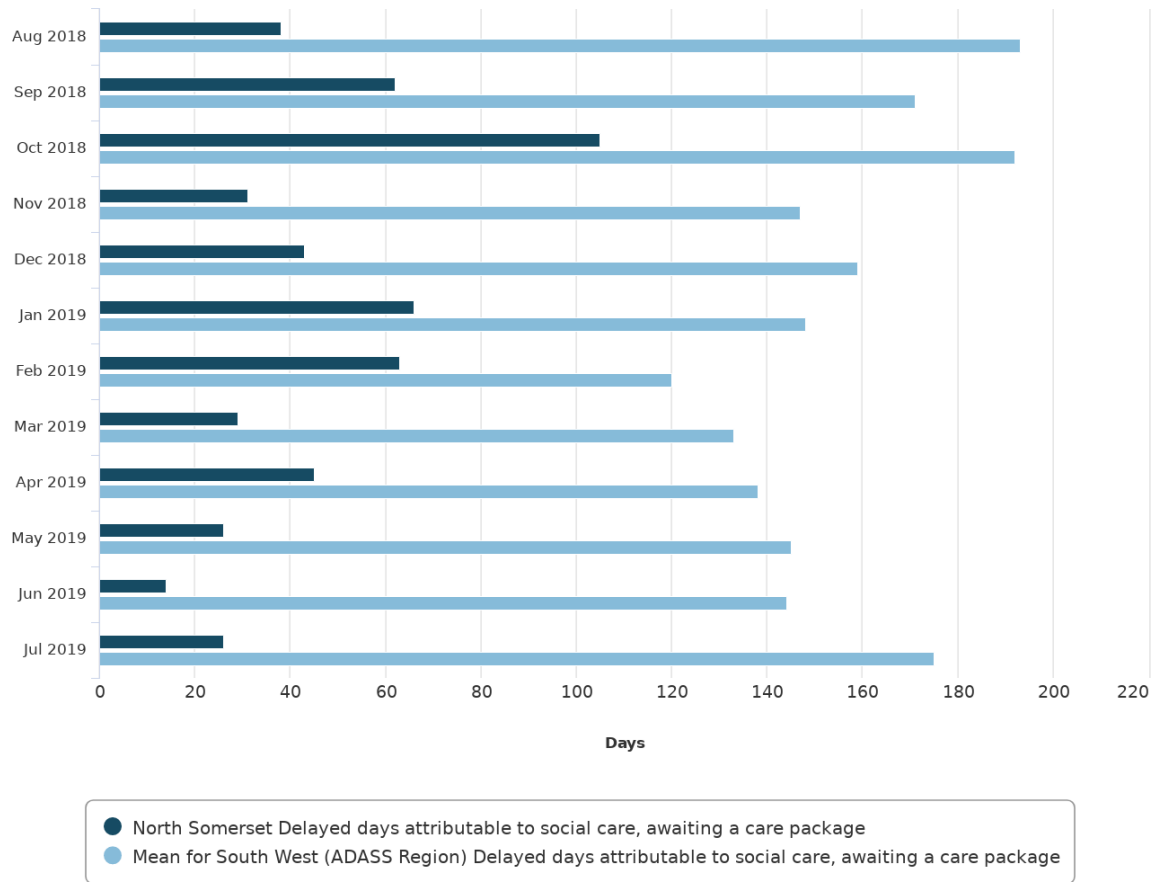


Source:
NHS England

Powered by LG Inform

Number of delayed days attributable to social care, due to awaiting a care package at home (from Aug 2018 to Jul 2019) for North Somerset

Number of delayed days attributable to social care, due to awaiting a care package at home (from Aug 2018 to Jul 2019) for North Somerset



Source:
NHS England

Powered by LG Inform

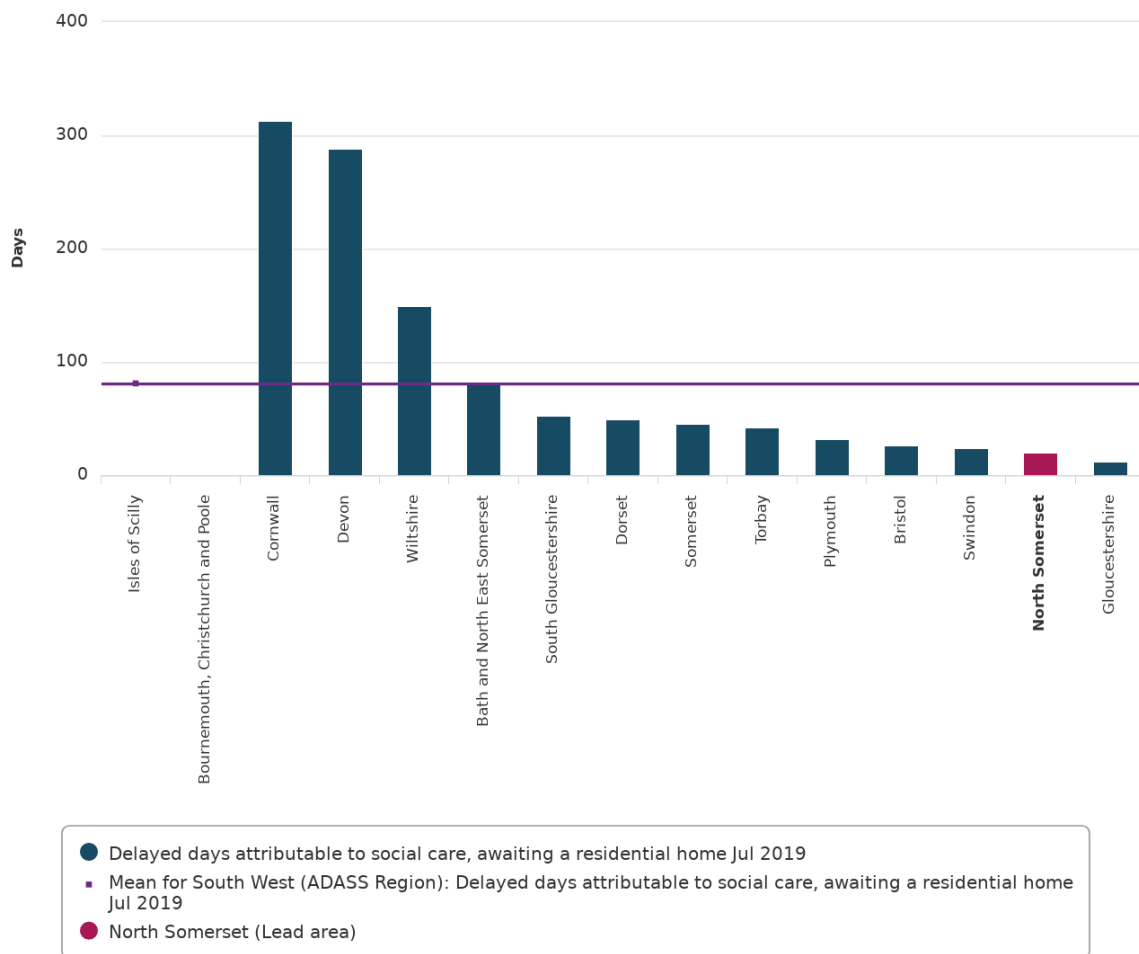
Number of delayed days attributable to social care, due to awaiting a care package at home (from Aug 2018 to Jul 2019) for South West (ADASS Region)

Area	Delayed days attributable to social care, awaiting a care package											
	Days											
	Aug 2018	Sep 2018	Oct 2018	Nov 2018	Dec 2018	Jan 2019	Feb 2019	Mar 2019	Apr 2019	May 2019	Jun 2019	Jul 2019
Bath and North East Somerset	148	152	94	42	25	6	0	36	80	73	68	92
Bristol	246	212	241	174	216	167	102	299	166	200	227	337
Cornwall	673	578	567	526	687	447	353	301	459	476	496	526
Devon	210	228	313	320	187	297	248	206	232	305	311	245
Gloucestershire	196	142	139	106	146	144	161	93	173	225	97	251
Isles of Scilly	no value	no value	no value	no value	no value	no value	no value	no value	no value	no value	no value	no value
North Somerset	38	62	105	31	43	66	63	29	45	26	14	26
Plymouth	60	12	30	10	11	1	18	57	27	14	2	29
Somerset	317	274	218	149	182	145	134	144	237	214	281	356
South Gloucestershire	171	112	228	134	251	273	155	206	288	156	144	151
Swindon	38	33	19	3	9	10	13	21	1	17	10	11
Torbay	15	13	26	45	31	35	44	22	36	72	58	30
Wiltshire	200	234	321	221	125	179	146	180	81	94	156	181
Bournemouth, Christchurch and Poole	Missing	Missing	Missing	Missing	Missing	Missing	Missing	NA	15	10	2	8
Dorset	no value	no value	no value	no value	no value	no value	no value	NA	90	NA	NA	206

Number of delayed days attributable to social care, due to awaiting a residential home placement or availability in North Somerset

Number of delayed days attributable to social care, due to awaiting a residential home placement or availability - This measure includes only delayed days attributable to adult social care. This is the number of all 'delayed days' during the reporting period which are due to awaiting a residential home. The reporting period covers from 00.01 on the 1st calendar day of the month to 24.00 on the last calendar day of the month. This includes weekends and public holidays. A delayed transfer of care from acute or non-acute (including mental health and community patients) care occurs when a patient is ready to depart from such care and is still occupying a bed. A patient is ready for transfer when a clinical decision has been made that the patient is ready for transfer AND a multi-disciplinary team decision has been made that patient is ready for transfer AND the patient is safe to discharge/transfer. Data on delayed transfers of care is collected from providers of NHS funded care and can be viewed by the local authority that is responsible for each patient delayed, the agency responsible for delay (NHS, Social Services or both), the type of care that the patient receives (acute or non-acute) and the reason for delay. This data is provided through the Department of Health dataset MSitReps DTOC.

Number of delayed days attributable to social care, due to awaiting a residential home placement or availability (Jul 2019) for South West (ADASS Region)



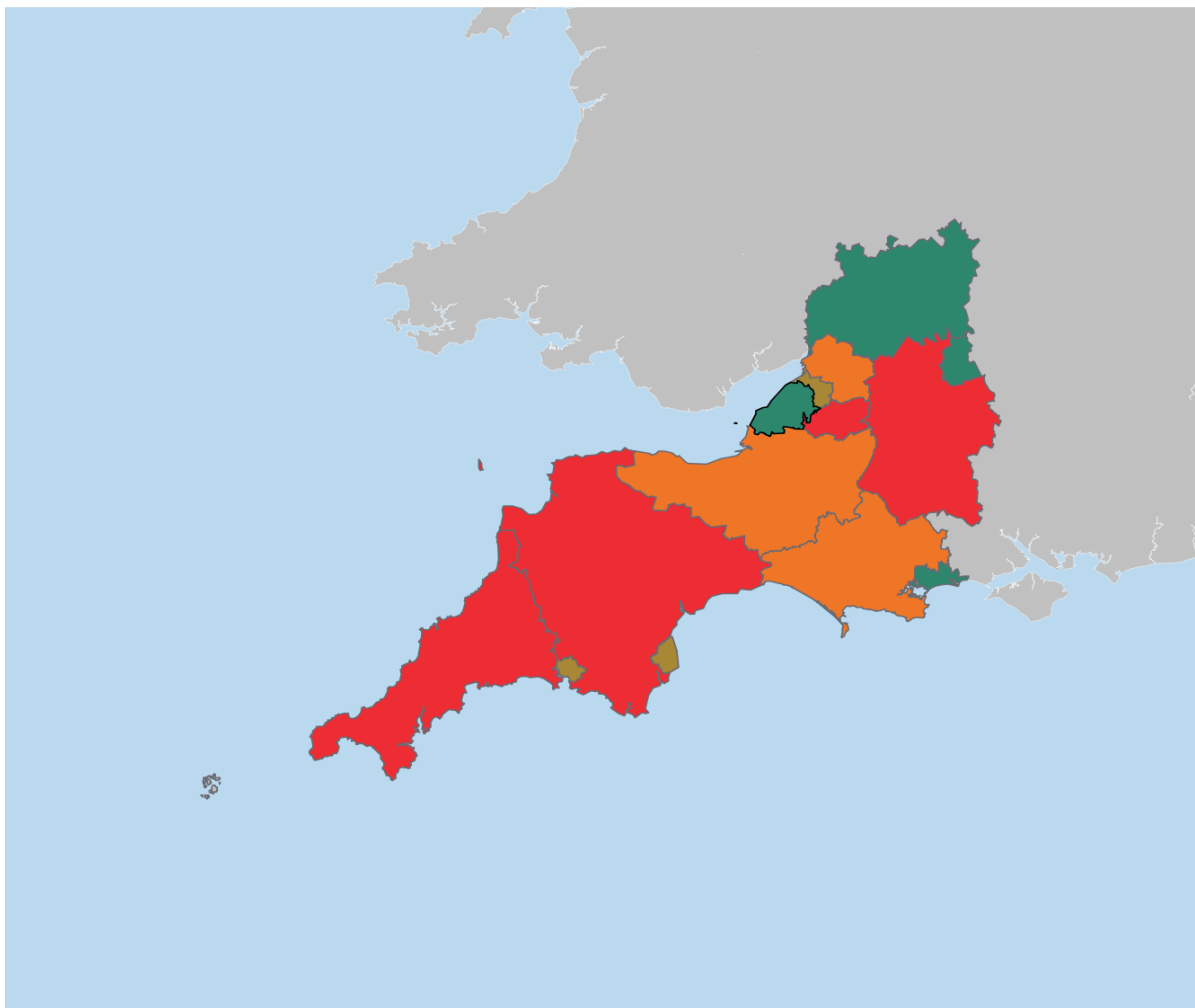

Source:
NHS England

Powered by LG Inform

Number of delayed days attributable to social care, due to awaiting a residential home placement or availability (Jul 2019) for South West (ADASS Region)

Number of delayed days attributable to social care, due to awaiting a residential home placement or availability (Jul 2019) for South West (ADASS Region)

Quartiles within South West (ADASS Region)

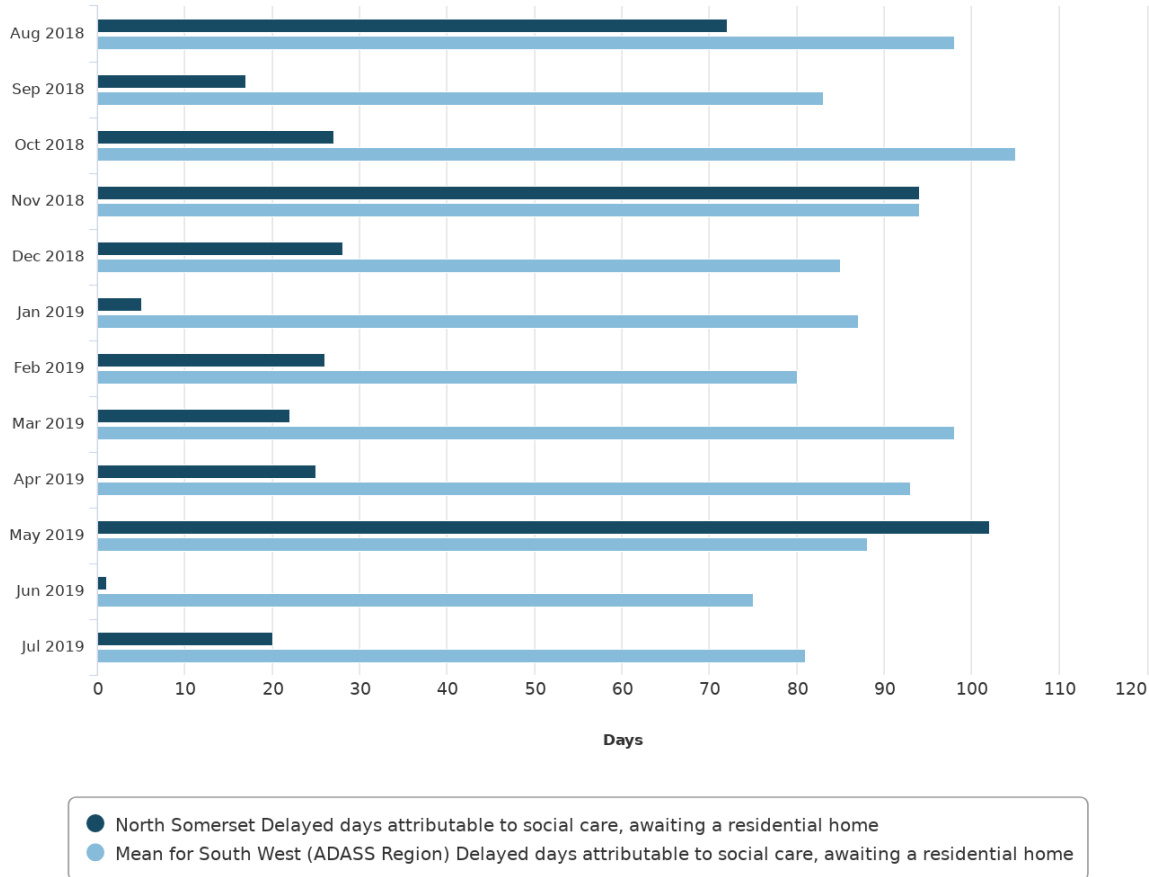


Source:
NHS England

Powered by LG Inform

Number of delayed days attributable to social care, due to awaiting a residential home placement or availability (from Aug 2018 to Jul 2019) for North Somerset

Number of delayed days attributable to social care, due to awaiting a residential home placement or availability (from Aug 2018 to Jul 2019) for North Somerset



Source:
NHS England

Powered by LG Inform

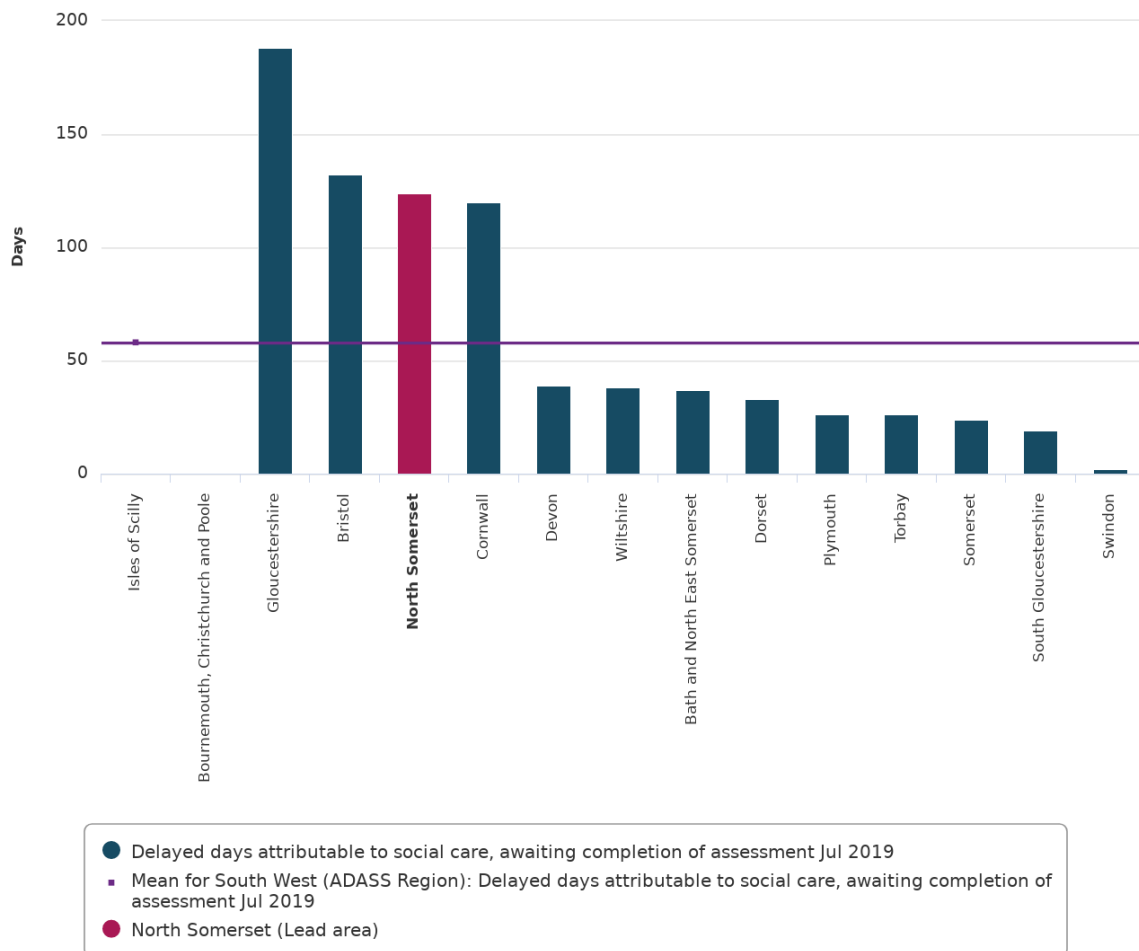
Number of delayed days attributable to social care, due to awaiting a residential home placement or availability (from Aug 2018 to Jul 2019) for South West (ADASS Region)

Area	Delayed days attributable to social care, awaiting a residential home											
	Days											
	Aug 2018	Sep 2018	Oct 2018	Nov 2018	Dec 2018	Jan 2019	Feb 2019	Mar 2019	Apr 2019	May 2019	Jun 2019	Jul 2019
Bath and North East Somerset	48	39	90	103	100	85	57	77	91	44	43	80
Bristol	199	119	108	143	99	153	53	115	134	124	88	26
Cornwall	300	253	396	254	238	200	258	359	235	204	294	313
Devon	210	140	171	216	213	262	252	189	228	264	169	288
Gloucestershire	97	59	28	0	15	7	23	64	46	30	62	12
Isles of Scilly	no value	no value	no value	no value	no value	no value	no value	no value	no value	no value	no value	no value
North Somerset	72	17	27	94	28	5	26	22	25	102	1	20
Plymouth	40	60	124	85	46	20	13	1	2	39	27	32
Somerset	37	178	181	45	23	60	42	38	22	46	51	45
South Gloucestershire	35	28	10	56	81	73	69	76	123	71	2	52
Swindon	0	10	15	6	0	25	22	34	11	8	48	24
Torbay	6	23	7	34	84	96	53	49	96	8	14	42
Wiltshire	136	75	106	89	91	59	92	148	196	199	169	149
Bournemouth, Christchurch and Poole	Missing	Missing	Missing	Missing	Missing	Missing	Missing	NA	0	3	2	0
Dorset	no value	no value	no value	no value	no value	no value	no value	NA	92	NA	NA	49

Number of delayed days attributable to social care, due to awaiting completion of assessment in North Somerset

Number of delayed days attributable to social care, due to awaiting completion of assessment - This measure includes only delayed days attributable to adult social care. This is the number of all 'delayed days' during the reporting period which are due to awaiting completion of an assessment. The reporting period covers from 00.01 on the 1st calendar day of the month to 24.00 on the last calendar day of the month. This includes weekends and public holidays. A delayed transfer of care from acute or non-acute (including mental health and community patients) care occurs when a patient is ready to depart from such care and is still occupying a bed. A patient is ready for transfer when a clinical decision has been made that the patient is ready for transfer AND a multi-disciplinary team decision has been made that patient is ready for transfer AND the patient is safe to discharge/transfer. Data on delayed transfers of care is collected from providers of NHS funded care and can be viewed by the local authority that is responsible for each patient delayed, the agency responsible for delay (NHS, Social Services or both), the type of care that the patient receives (acute or non-acute) and the reason for delay. This data is provided through the Department of Health dataset MSitReps DTOC.

Number of delayed days attributable to social care, due to awaiting completion of assessment (Jul 2019) for South West (ADASS Region)



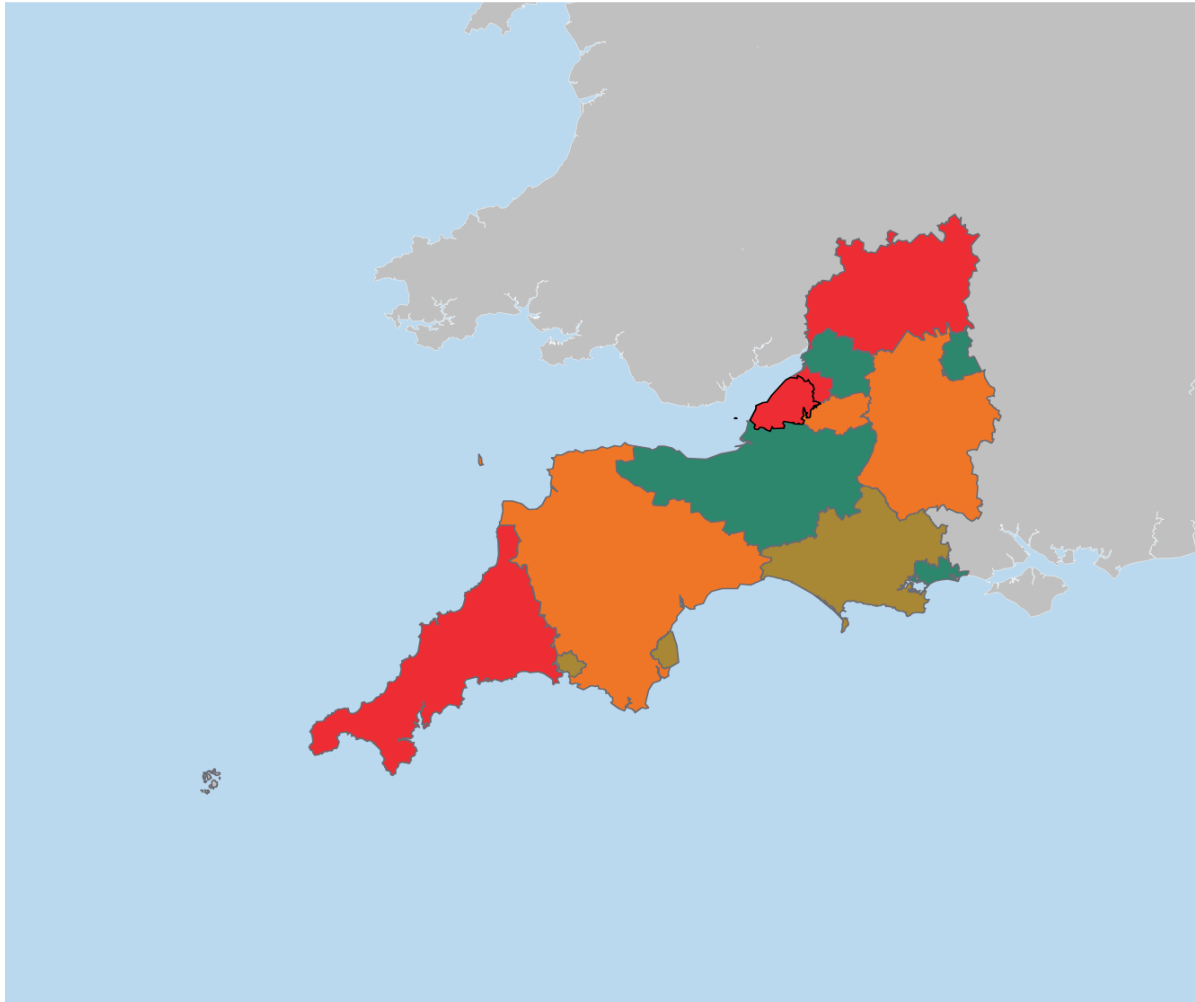
Source: NHS England

Powered by LG Inform

Number of delayed days attributable to social care, due to awaiting completion of assessment (Jul 2019) for South West (ADASS Region)

Number of delayed days attributable to social care, due to awaiting completion of assessment (Jul 2019) for South West (ADASS Region)

Quartiles within South West (ADASS Region)

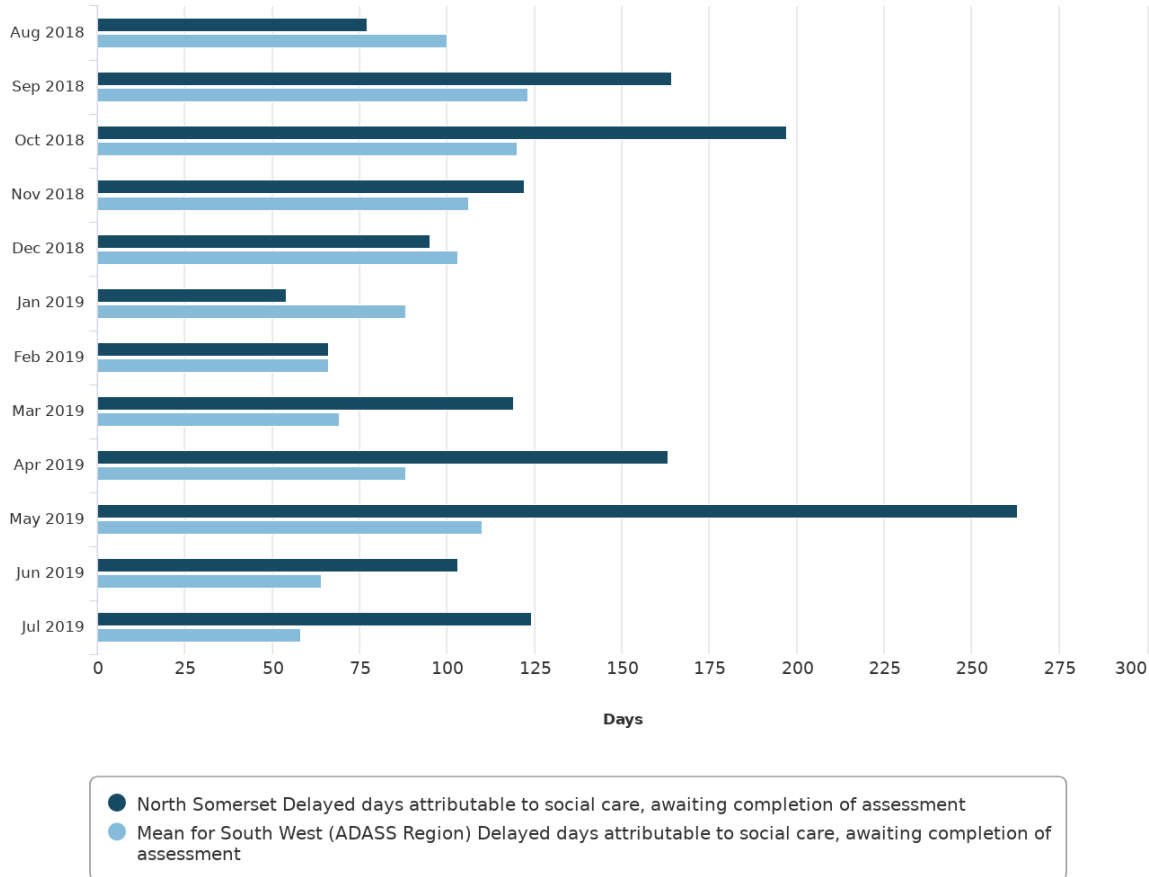


Source:
NHS England

Powered by LG Inform

Number of delayed days attributable to social care, due to awaiting completion of assessment (from Aug 2018 to Jul 2019) for North Somerset

Number of delayed days attributable to social care, due to awaiting completion of assessment (from Aug 2018 to Jul 2019) for North Somerset



Source:
NHS England

Powered by LG Inform

Number of delayed days attributable to social care, due to awaiting completion of assessment (from Aug 2018 to Jul 2019) for South West (ADASS Region)

Area	Delayed days attributable to social care, awaiting completion of assessment											
	Days											
Aug 2018	Sep 2018	Oct 2018	Nov 2018	Dec 2018	Jan 2019	Feb 2019	Mar 2019	Apr 2019	May 2019	Jun 2019	Jul 2019	
Bath and North East Somerset	17	59	13	31	59	31	9	32	50	35	73	37
Bristol	466	487	493	332	357	350	254	99	205	435	212	132
Cornwall	242	299	271	249	187	101	93	103	137	153	126	120
Devon	53	41	50	64	55	51	30	40	57	67	38	39
Gloucestershire	153	332	239	338	331	297	222	266	409	238	146	188
Isles of Scilly	no value	no value	no value	no value	no value	no value	no value	no value	no value	no value	no value	no value
North Somerset	77	164	197	122	95	54	66	119	163	263	103	124
Plymouth	36	39	25	27	26	48	49	32	51	42	19	26
Somerset	64	40	31	19	18	19	20	18	12	34	46	24
South Gloucestershire	73	7	71	33	58	77	38	80	63	97	15	19
Swindon	0	0	0	1	19	5	4	3	6	6	7	2
Torbay	0	0	0	1	9	10	0	4	10	3	1	26
Wiltshire	18	3	44	50	24	11	6	29	59	40	41	38
Bournemouth, Christchurch and Poole	Missing	Missing	Missing	Missing	Missing	Missing	Missing	NA	2	17	0	0
Dorset	no value	no value	no value	no value	no value	no value	no value	NA	5	NA	NA	33